

CRAVE

TEASE

RING INSTRUCTION BOOKLET

*Welcome to CRAVE pleasure jewelry,
where intimacy meets self-expression.*

Please be sure to read this instruction booklet-
and in particular the product safety information
- prior to use.

Table of Contents

ABOUT TEASE	<i>7</i>
INSIDE THE BOX	<i>8</i>
FIND YOUR RING FIT	<i>11</i>
USB CHARGING	<i>15</i>
HOW TO USE	<i>16</i>
PRODUCT CARE	<i>21</i>
PRODUCT WARNING & CAUTION	<i>22</i>
FAQS	<i>24</i>
CONNECT WITH US	<i>25</i>
PLEASURE GUARANTEE	<i>26</i>

About TEASE



Tease is a statement jewelry ring and a finger vibe.

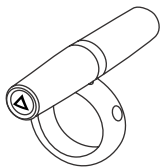
Introducing the Tease Ring: both a beautiful statement ring and a powerful finger vibe. Tease has been in development for over ten years at CRAVE. It is part of our pleasure jewelry collection, designed to create objects that elevate intimate self-expression for your pleasure.

Crafted from hand-polished stainless steel with 24kt gold* nickel-free electroplating, Tease transforms into a powerful external vibrator for clitoral stimulation with the touch of a discreet silicone button. It offers up to 30 minutes of runtime on the high setting. With a hidden charging port and a travel pouch, Tease is designed with convenience in mind. Completely waterproof, Tease allows you to follow wherever love or lust may lead you.

*Tease shown in gold also available in silver.

Inside the box

One fully assembled and ready-to-wear Tease ring



Which includes:



Tease vibrator



Metal bridge

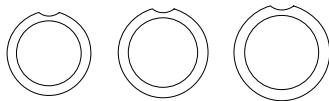


Silicone band



Inside the box

3 Silicone bands in additional sizes



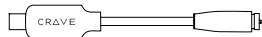
4 Pocket storage pouch



Instruction booklet



Charging cable



*Let's get started and
put a ring on it.*

Find your ring fit

First, try on the pre-assembled ring from the main foam tray.

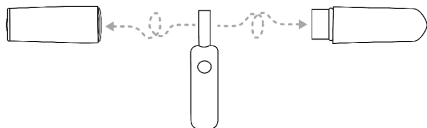
If this is not comfortable, find the silicone band that best fits your desired finger from the three other silicone bands provided.

Once you find a fitting band, please follow the instructions to change the band.

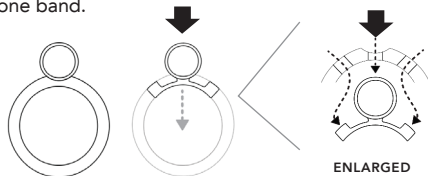
Find your ring fit

TO CHANGE SILICONE BAND

- 1 Disassemble the unit.



- 2 Carefully push the metal bridge down through the silicone band.



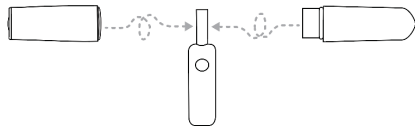
Find your ring fit

TO CHANGE SILICONE BAND

- 3 Carefully feed the metal bridge up through the middle hole of the silicone band.



- 4 Re-assemble the unit. Do not over tighten if the metal bridge is not assembled.

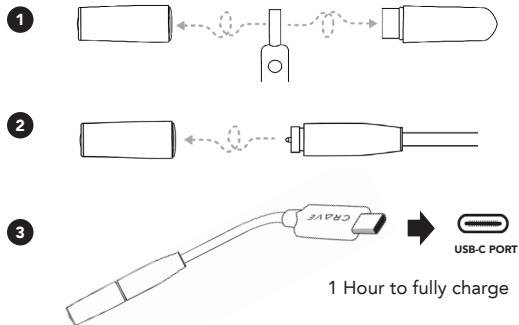


Before your first use

- We recommend charging your Tease ring for 2 hours for a full charge.
- Before using and wearing out, always ensure the vibrator is secured tightly onto the metal bridge and silicone band.
- The product will not turn on without being fully assembled—with the metal bridge and silicone band.

USB Charging

CHARGING INSTRUCTIONS



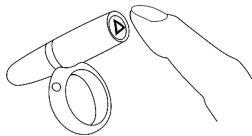
POWER INDICATOR

▲ FULLY CHARGED ▲ CHARGING

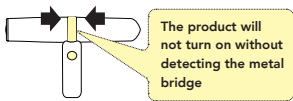
Tease will pulse 3 times to indicate low battery.

How to use

QUICK START GUIDE



Tighten the ring so it is fully touching the metal bridge.



Press **⏮** to turn on.

Press **⏮** to cycle through 4 modes: low, medium, high, and wave.

Hold **⏮** for 2 seconds to turn off.

Quickly double click **⏮** for TURBO mode.

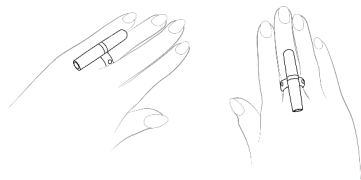
Tease will pulse 3 times to indicate low battery.

Desire more power?

Quickly double click **⏮**
for TURBO mode

How to use

WEARING THE TEASE RING FOR STYLE



Wear the Tease ring as a statement jewelry piece on your desired finger with your personal styling.

NOTE: Before using and wearing out, ensure the vibe is secured tightly onto the metal bridge.

How to use

WEARING THE TEASE RING FOR INTIMACY



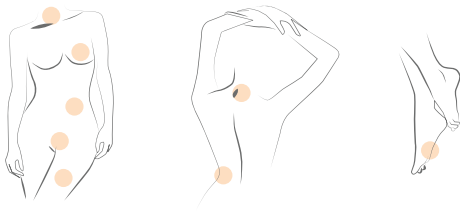
To add vibration to your direct touch during intimate moments, twist the ring inwards and slide it to the tip or the base of your finger.



The silicone band is intended for wear on a finger, not to support and/or facilitate insertion into the body.

How to use

WEARING THE TEASE RING FOR INTIMACY



The Tease ring is designed for external use only and can be used in various erogenous zones.

In addition to external use on the genital area, the vibe can also be used to stimulate other external areas such as the neck, nipples, scalp, lower back, inner thighs, lower abdomen, and feet. Since all bodies are different, please be sure to check with your partner to see if this feels right to them.

Caring for your ring

Product care



Clean with warm soap and water or water-based cleaner before and after use.



Keep product assembled during cleaning. Tease is not waterproof when disassembled.



When reassembling the vibe, do not over tighten the vibe without the metal bridge.



Do not use silicone-based lube or products, as they will damage the button.

BATTERY HEALTH TIPS

For optimal battery life, remove from charger when fully charged and charge soon after use. Do not leave product in a fully discharged state for more than a month as it can permanently damage the battery.

Product warnings & precautions

Do not insert the Tease ring anywhere in the body to avoid serious injury.

⚠ WARNING



Not for urethral or vaginal insertion.



Not for anal use.

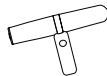


Keep out of reach of children.



If you use this product with partner(s), please share these warnings with them.

⚠ CAUTION



The silicone band is intended for wear on a finger, not to support and/or facilitate insertion into the body.



If you experience discomfort from either a restriction of circulation or skin irritation, stop using this product immediately.



If the chosen ring size causes blood restriction or discomfort, please try a larger ring size.



For hygienic purposes, ensure the product is properly cleaned before and after use.

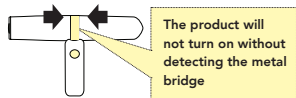


To avoid injury, exercise caution while wearing Tease ring — as like all jewelry — they can get caught on external objects. Do not wear while operating heavy machinery.

Charge ring only with supplied CRAVE charger, additionally only use CRAVE charger with CRAVE products.

Frequently asked questions

Why won't my ring turn on?



The product will not turn on without detecting the metal bridge, so twist both ends of the vibe to tighten. If the ring pulses three times, please charge as it indicates a low battery.

Can I insert the ring into the body?

No, the Tease is designed for external use only. It is not intended for insertion in any part of the body.

How do I clean the ring?

Before cleaning, ensure the Tease is fully assembled, as it is not waterproof when the vibrator is separated into two parts.

Rinse with soap and warm water and wipe with soft towel. You may use alcohol or most other disinfectants without damaging the product.

Connect with us

SHARE YOUR EXPERIENCE

Share your style and connect with our community of fierce individuals owning their pleasure. We are here to celebrate you.

Tag us on Instagram @lovecrave with hashtags #lovecrave #pleasurejewelry

Or leave a review at [LOVECRAVE.COM](https://www.lovecrave.com)

HAVE A QUESTION?

We may have the answer here:
[Support.lovecrave.com](https://support.lovecrave.com)

Or email us at support@lovecrave.com

Pleasure Guarantee

All CRAVE products are covered by our Pleasure Guarantee: 1 year warranty against manufacturer's defects and 5 years of extended support from the date of purchase.

Any products experiencing manufacturing defects (non-cosmetic) within 1 year of purchase are covered by our warranty. We can repair the product, offer an exchange for a new product, or replace the defective unit at no charge.

Our extended coverage applies to all products for 5 years from the purchase date. We'll cover 50% of the retail cost for a new replacement product.

Only products purchased through CRAVE and authorized retailers are eligible. Customers must contact CRAVE to initiate a warranty claim and receive an RMA number. To initiate a warranty claim, please contact hi@lovecrave.com and include your order number in your request.

LOVECRAVE.COM

 @LOVECRAVE