

CRAVE

VESPER

INSTRUCTION BOOKLET

*Welcome to CRAVE
pleasure jewelry,
where intimacy meets
self-expression.*

Please be sure to read this instruction booklet - and in particular the product safety information - prior to use.

Table of Contents

ABOUT VESPER	<i>4</i>
INSIDE THE BOX	<i>5</i>
USB CHARGING	<i>6</i>
HOW TO USE	<i>7</i>
PRODUCT CARE	<i>11</i>
PRODUCT WARNING & CAUTION	<i>12</i>
FAQS	<i>14</i>
CONNECT WITH US	<i>15</i>
DESIGN INSPIRATION	<i>16</i>
OUR HISTORY & VALUES	<i>18</i>
PLEASURE GUARANTEE	<i>19</i>

About Vesper

Vesper, the iconic vibrator necklace that started it all.

The original vibrator necklace that embodies intimacy and self-expression. Vesper was launched in 2014 as part of our pleasure jewelry collection, to create objects that elevate intimate self-expression.

Crafted from hand-polished stainless steel with nickel-free electroplating, Vesper offers up to 40 min of runtime on the highest setting when fully charged. Designed with convenience in mind, the included pouch and cable allow you to travel effortlessly to wherever love or lust may lead you.

Inside the box

Vesper vibrator with chain



3 Pocket storage pouch



Charging cable



Instruction booklet



USB charging

CHARGING INSTRUCTIONS

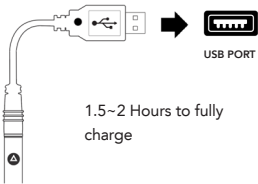
1



2



3



POWER INDICATOR

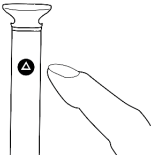
Vesper will pulse 3 times to indicate low battery

 FULLY CHARGED

 CHARGING

How to use


QUICK START GUIDE




Secure cap



Press  to turn on.

Press  to cycle through 4 modes: low, medium, high, and pulsing.

Hold  for 2 seconds to turn off.

REMINDER:

Vesper will not vibrate continuously without the cap. If cap is not fully assembled Vesper will notify with a quick series of vibrations.




How to use

WEARING VESPER NECKLACE



Wear the Vesper necklace with your personal styling. Please ensure the vibe is secured to the cap before wearing out.

Need style inspiration?

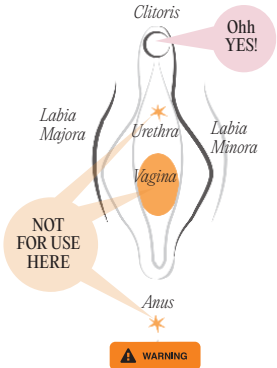
 Check out our Instagram at @lovecrave to find bold individuals like you owning their pleasure.

How to use

USING VESPER FOR INTIMACY

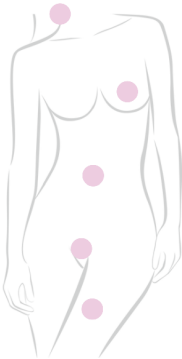
Vesper is designed for external use only. Though all bodies are different, this diagram can help you find maximum pleasure with your Vesper, as well as a few places to avoid.

VULVA MAP TO PLEASURE



Do not insert into urethra, vagina, or anus to avoid potential serious injury.

How to use



In addition to external use on the genital area, the vibe can also be used to stimulate other external erogenous zones such as the neck, nipples, scalp, lower back, inner thighs, lower abdomen, and feet.

Since all bodies are different, please be sure to check with your partner to see if this feels right to them.

Product care

Clean with warm soap and water or water-based cleaner before and after use.



Do not submerge in water



Do not use silicone-based lube or products, as they will damage the button.



BATTERY HEATH TIPS

For optimal battery life, remove from charger when fully charged and charge soon after use.

Do not leave product in a fully discharged state for more than a month as it can permanently damage the battery.

Product warnings

Do not insert the Vesper anywhere in the body to avoid serious injury.



WARNING



Not for urethral or vaginal insertion.



Not for anal use.



If you use this product with partner(s), please share these warnings with them.



Keep out of reach of children.

Product cautions



CAUTION

Chain is for decorative use as a necklace. It is not intended to support and/or facilitate insertion into the body.



Charge Vesper only with supplied charger, additionally only use CRAVE charger with CRAVE products.



Keep the metal chain away from electrical outlet.



FAQs

Can I insert the Vesper into the body?

No. Vesper is designed for external use only. It is not designed for insertion for any part of the body.

How do I clean Vesper?

Make sure Vesper is fully assembled before cleaning.


Vesper is water resistant, it is not waterproof, do not submerge in water.

Rinse with soap and warm water and wipe with soft towel. You may use alcohol or most other disinfectants without damaging the product.

Connect with us

SHARE YOUR EXPERIENCE

Share your style and connect with our community of fierce individuals owning their pleasure. We are here to celebrate you.

 Tag us on Instagram
@lovecrave with hashtags
#lovecrave #pleasurejewelry

Or leave a review at
[LOVECRAVE.COM](https://www.lovecrave.com)

HAVE A QUESTION?


We may have the answer here:
[Support.lovecrave.com](https://support.lovecrave.com)

Or email us at:
support@lovecrave.com

Design Inspiration



PATENTED



SEE LOVECRAVE.COM/IP

Our history & values

Since 2010, CRAVE has been creating elevated pleasure products for life's most intimate moments.

CRAVE is a pleasure house renowned for iconic pleasure jewelry and bedside products. Our design aesthetic is led by Ti Chang, the pioneer of pleasure jewelry who envisioned sensual adornments for intimacy and self-expression.

Our world-class design team is devoted to innovation, quality, and craftsmanship. Every detailed decision – color, material, and finish – is made to honor your experience. Our passion for the pursuit of beauty is brought to life in products of exceptional quality. We believe your pleasure is a worthy effort.

Pleasure Guarantee

All CRAVE products are covered by our Pleasure Guarantee: 1 year warranty against manufacturer's defects and 5 years of extended support from the date of purchase.

Any products experiencing manufacturing defects (non-cosmetic) within 1 year of purchase are covered by our warranty. We can repair the product, offer an exchange for a new product, or replace the defective unit at no charge.

Our extended coverage applies to all products for 5 years from the purchase date. We'll cover 50% of the retail cost for a new replacement product.

Only products purchased through CRAVE and authorized retailers are eligible. Customers must contact CRAVE to initiate a warranty claim and receive an RMA number.

To initiate a warranty claim, please contact hi@lovecrave.com and include your order number in your request.

